



**Kentucky**

Association of

**FOOD BANKS**

FISCAL YEAR 2018 HIGHLIGHTS



OUR MISSION IS TO END HUNGER, IN COLLABORATION WITH KENTUCKY'S FEEDING AMERICA FOOD BANKS AND PARTNERS, THROUGH ADVOCACY AND RESOURCE DEVELOPMENT.



**156 FREEZERS**  
PLACED AT FOOD PANTRIES

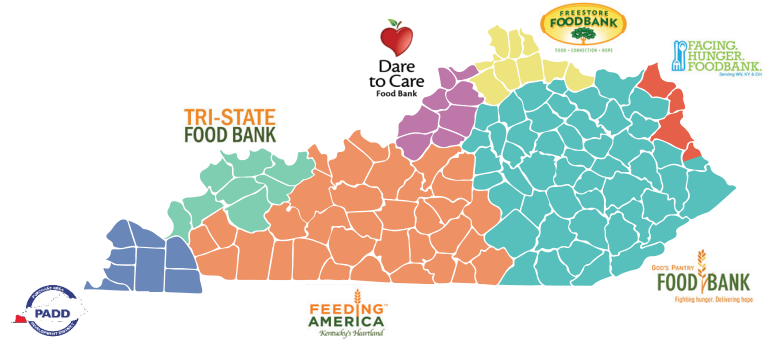


**ANTI-HUNGER ADVOCATES**  
AT HUNGER FREE KY DAY

EQUIVALENT OF  
886,000 POUNDS  
OF FOOD RAISED



THROUGH STATEWIDE  
**FOOD DRIVES**



**64 MILLION MEALS**  
DISTRIBUTED BY  
OUR MEMBERS

# STATEMENT OF FINANCIAL POSITION

## ASSETS

### Current Assets:

<b>Total Current Assets</b>	<b>\$631,071</b>
Grants Receivable, Long-term	200,000
<b>Total Assets</b>	<b>\$831,071</b>

## LIABILITIES AND NET ASSETS

### Current Liabilities & Net Assets:

Current Liabilities	63,684
Unrestricted Net Assets	226,664
Temporarily Restricted	540,723
Total Net Assets	767,387
<b>Total Liabilities and Net Assets</b>	<b>\$831,071</b>

# STATEMENT OF ACTIVITIES

## REVENUE AND OTHER SUPPORT

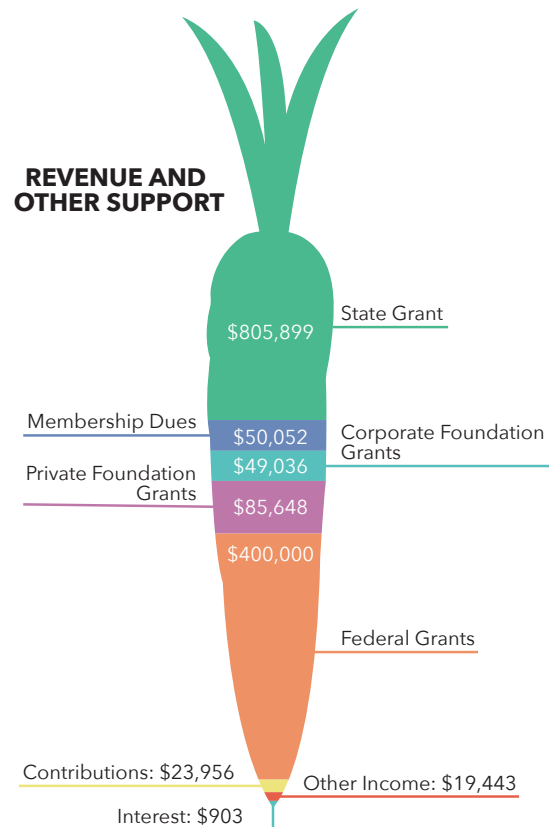
	Total
State Grant	805,899
Membership Dues	50,052
Corporate Foundation Grants	49,036
Private Foundation Grants	85,648
Federal Grants	400,000
Contributions	23,956
Other Income	19,443
Interest	903
Satisfaction of Program Restrictions	-0-
<b>Total Revenue and Other Support</b>	<b>\$1,434,937</b>

## EXPENSES

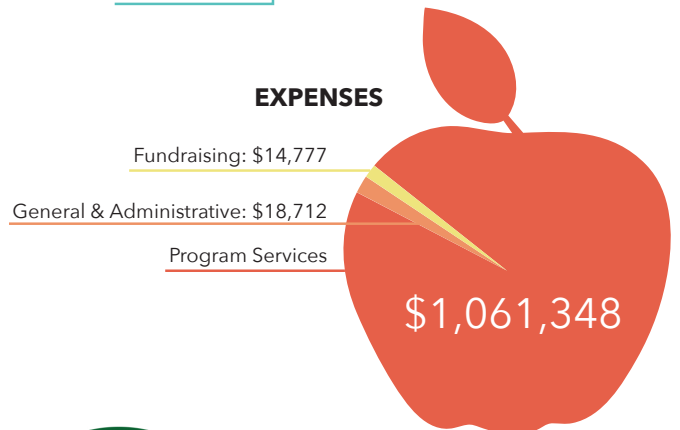
Program Services	1,061,348
Supporting Services:	
General and Administrative	18,712
Fundraising	14,777
<b>Total Expenses</b>	<b>\$1,094,837</b>

Change in Net Assets	340,100
Net Assets at Beginning of Year	427,287
<b>Net Assets at End of Year</b>	<b>\$767,387</b>

### REVENUE AND OTHER SUPPORT



### EXPENSES



Thank you to our financial supporters:



We would also like to thank our individual donors for their contributions to the Kentucky Association of Food Banks. Complete financial statements reviewed by an independent third party are available on our website: [www.kafb.org/about/finances](http://www.kafb.org/about/finances)